






Standard Features

- 1 ¾" standard; other thicknesses available
-  Any manufacturer's hinge locations
- 18-gauge A40 galvanized steel standard
-  ANSI A250.8 Model 2, continuously welded vertical edges (seamless) standard
- Rust inhibitive prime coat meets ANSI/SDI A250.10
- 18-gauge top and bottom channels spot welded to face sheets
- 99.9% pure lead meeting federal specifications QQ-L-201F Grade C and ASTM B749
- Channeled Cutout Only
-  Flush top and bottom channels

Material Options

- 16-gauge, 14-gauge
- A60, G90

Feature Options

-  Any manufacturer's deadlock prep, panic prep, and mortise sectional trim
-  90 minute fire label (up to 4'0"x 8'0" lead lined doors)*

Hardware Reinforcements

- 3/16" for hinges
- 12-gauge for locks standard
- 14-gauge for closers standard
- Heavier gauge reinforcements available

