

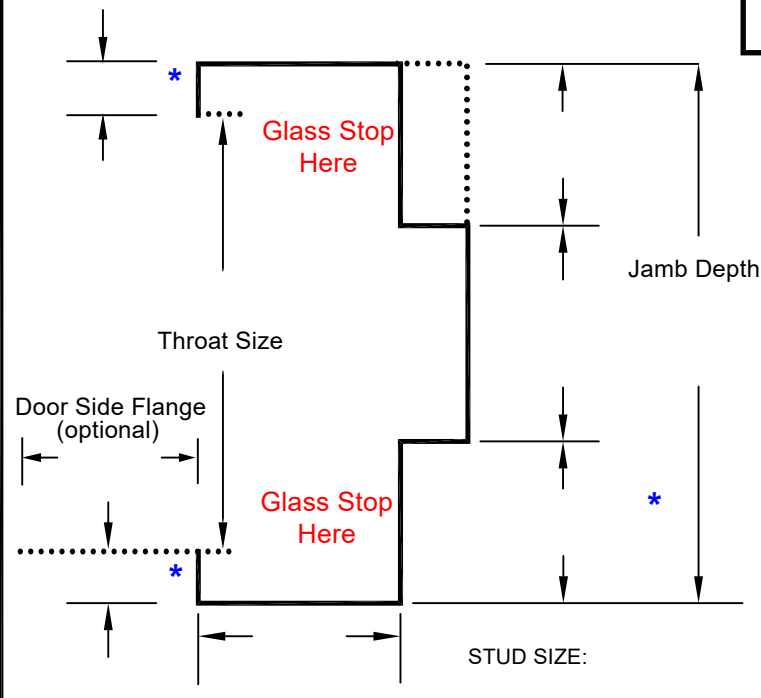
Borrowed Lite Lead Lined Frame				
QTY	MARK NUMBER	FRAME		TOWOU*
		INSIDE DIMENSION (ID)		
		WIDTH (IN)	HEIGHT (IN)	

Material * Construction * Gauge *

Lead (lbs per sq. ft.)

All fields marked with an asterisk are prepopulated to DCI standards.

*Not all ratings available for all construction and anchor options. Please refer to our [Technical Data Manual](#) for further information and restrictions.



MULLIONS (No intersecting mullions)		MULLION SPACING
None		Evenly Spaced
Vertical	Quantity	Custom Spacing (provide sketch)
Horizontal	Quantity	

Please provide glass thickness if greater than 3/4"

NOTES:
Standard 5/8" x 5/8" glass stop included with borrowed lite.

OTHER DETAILS:

ANCHOR PLACEMENT:

Standard (all four sides) Custom (select below)

- Floor anchors at jamb legs, drop-in sill
- Sill anchor
- Selected anchor at jambs only
- Selected anchor at jambs and head only

ANCHOR TYPE:

For a full description of all DCI anchor types, please refer to our [Technical Data Manual](#). All stud anchors will be spaced for 5/8" wall board penetration unless otherwise noted.

 www.dcihollowmetal.com	COMPANY NAME :	PO NUMBER :	
	JOB NAME :		PAGE OF

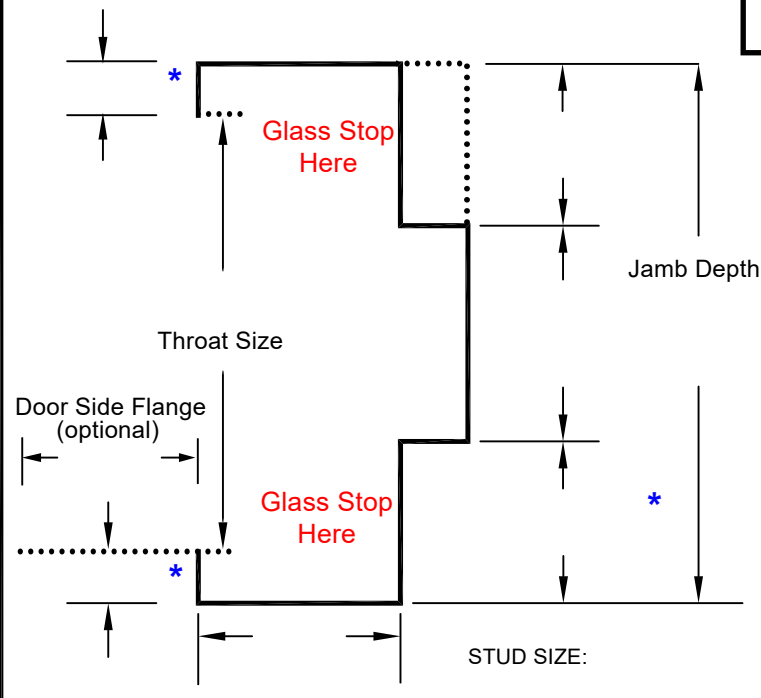
Borrowed Lite Lead Lined Frame				
QTY	MARK NUMBER	FRAME		TOWOU*
		INSIDE DIMENSION (ID)		
		WIDTH (IN)	HEIGHT (IN)	

Material * Construction * Gauge *

Lead (lbs per sq. ft.)

All fields marked with an asterisk are prepopulated to DCI standards.

*Not all ratings available for all construction and anchor options. Please refer to our [Technical Data Manual](#) for further information and restrictions.



MULLIONS (No intersecting mullions)		MULLION SPACING
None		Evenly Spaced
Vertical	Quantity	Custom Spacing (provide sketch)
Horizontal	Quantity	
Please provide glass thickness if greater than 3/4"		

NOTES:
Standard 5/8" x 5/8" glass stop included with borrowed lite.

OTHER DETAILS:

ANCHOR PLACEMENT:

Standard (all four sides) Custom (select below)

Floor anchors at jamb legs, drop-in sill
Sill anchor
Selected anchor at jambs only
Selected anchor at jambs and head only

ANCHOR TYPE:

For a full description of all DCI anchor types, please refer to our [Technical Data Manual](#). All stud anchors will be spaced for 5/8" wall board penetration unless otherwise noted.

 www.dcihollowmetal.com	COMPANY NAME :	PO NUMBER :	
	JOB NAME :		PAGE OF

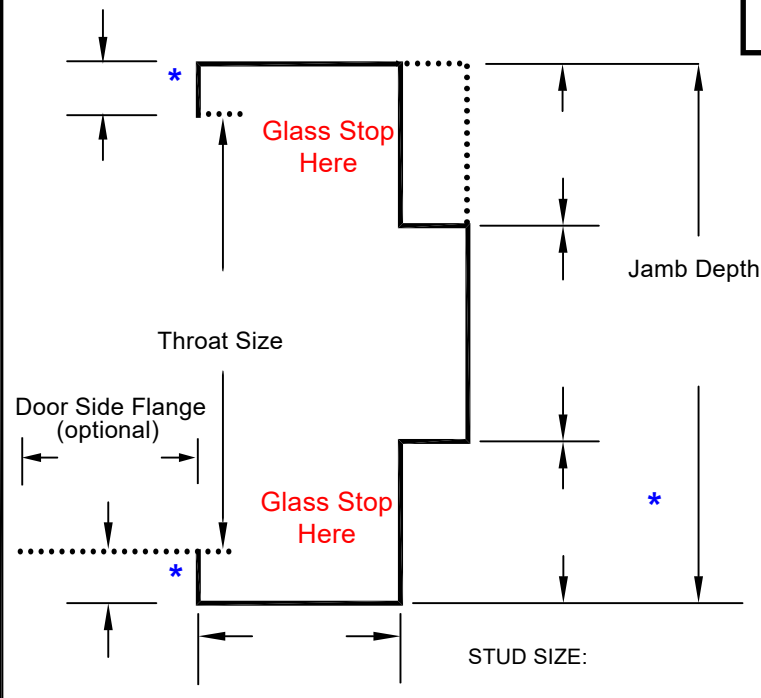
Borrowed Lite Lead Lined Frame				
QTY	MARK NUMBER	FRAME ÖQ ÖPÜQ PÜ		T ÖWÖÜ*
		INSIDE DIMENSION (ID)		
		WIDTH (IN)	HEIGHT (IN)	

Material * Construction * Gauge *

Lead (lbs per sq. ft.)

All fields marked with an asterisk are prepopulated to DCI standards.

*Not all ratings available for all construction and anchor options. Please refer to our [Technical Data Manual](#) for further information and restrictions.



MULLIONS (No intersecting mullions)		MULLION SPACING
None		Evenly Spaced
Vertical	Quantity	Custom Spacing (provide sketch)
Horizontal	Quantity	

Please provide glass thickness if greater than 3/4"

NOTES:
Standard 5/8" x 5/8" glass stop included with borrowed lite.

OTHER DETAILS:

ANCHOR PLACEMENT:

Standard (all four sides) Custom (select below)

- Floor anchors at jamb legs, drop-in sill
- Sill anchor
- Selected anchor at jambs only
- Selected anchor at jambs and head only

ANCHOR TYPE:

For a full description of all DCI anchor types, please refer to our [Technical Data Manual](#). All stud anchors will be spaced for 5/8" wall board penetration unless otherwise noted.

 www.dcihollowmetal.com	COMPANY NAME :	PO NUMBER :		
	JOB NAME :		PAGE	OF