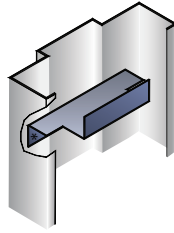
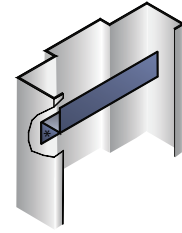


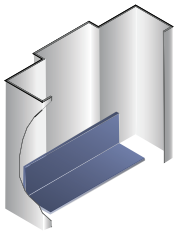
A1 STANDARD STRAP ANCHOR



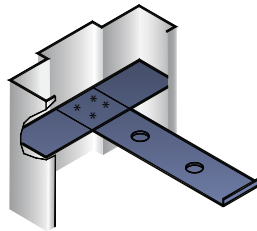
A2 FLUSH METAL STUD ANCHOR



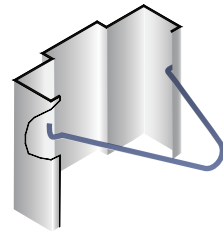
A3 RECESSED METAL STUD ANCHOR



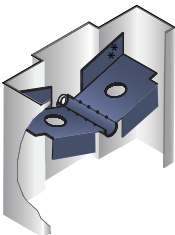
A4 STANDARD BASE ANCHOR



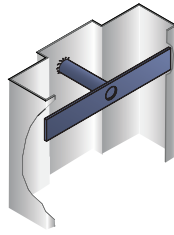
A5 MASONRY STEEL ANCHOR



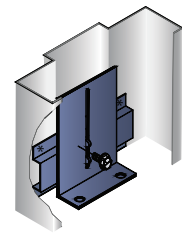
A6 ALTERNATE MASONRY STEEL ANCHOR



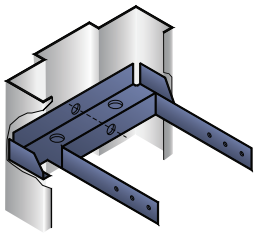
A7B PUNCH & DIMPLE  
"BUTTERFLY" ANCHOR



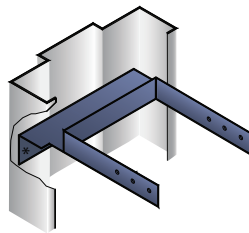
A7P PUNCH & DIMPLE  
ALTERNATE MASONRY ANCHOR



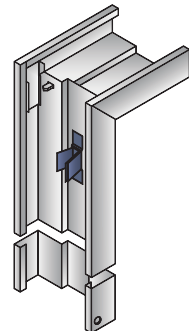
A8 ADJUSTABLE BASE ANCHOR 5/32



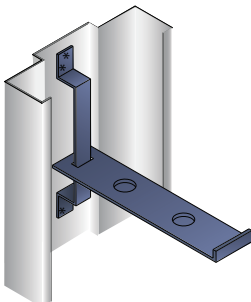
A9T TWISTED UNIVERSAL ANCHOR



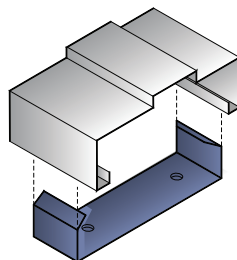
A9W WELDED UNIVERSAL ANCHOR



A10 KDDW COMPRESSION ANCHOR



A11 ADJUSTABLE MASONRY ANCHOR



A12 FLOOR ANCHOR ANCHOR