

3-Sided Frame - Single

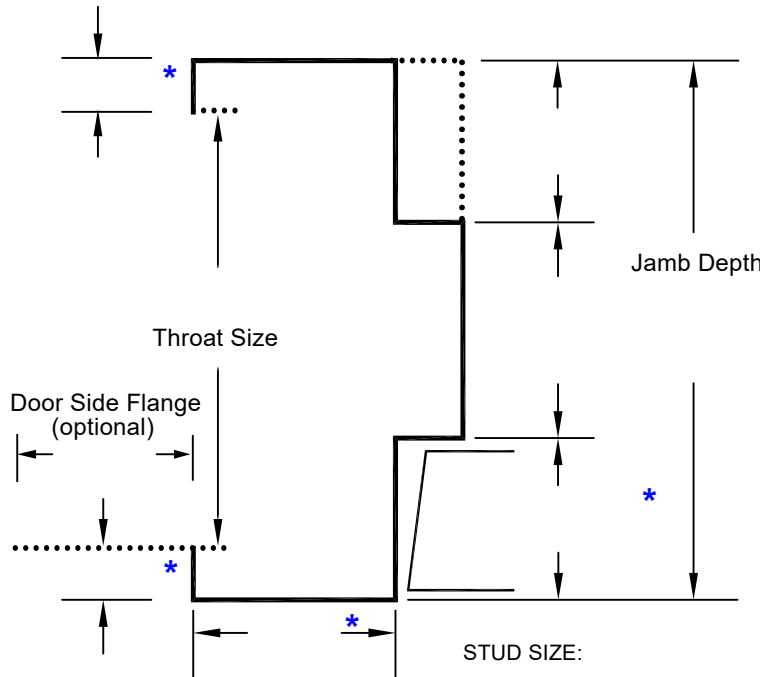
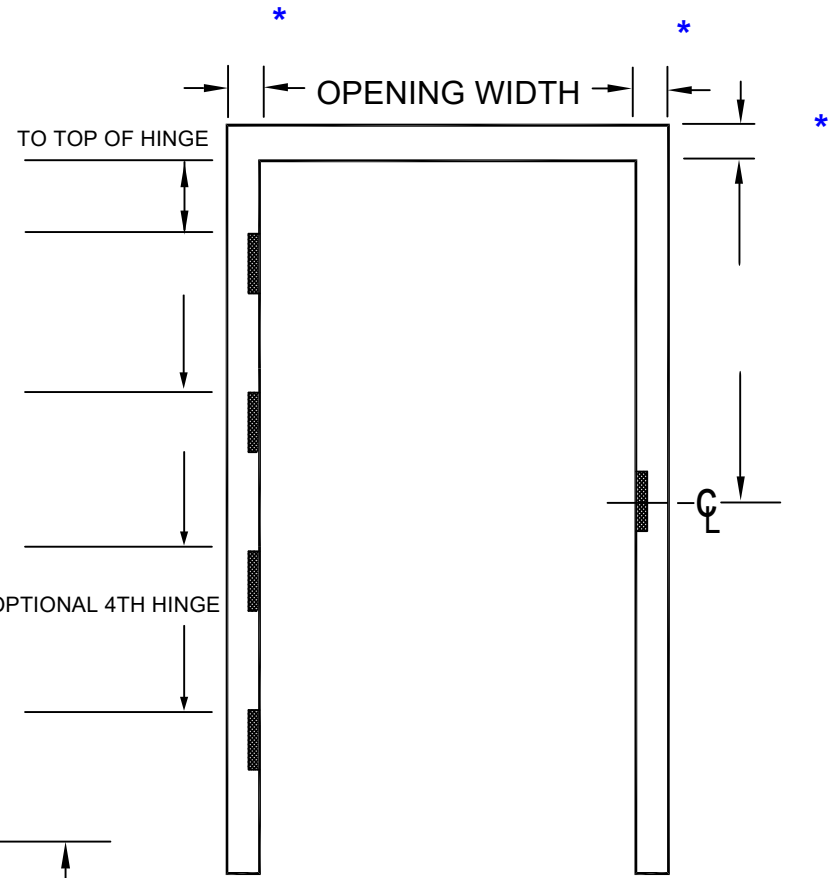
Material *

Construction *

Gauge *

All fields marked with an asterisk are prepopulated to DCI standards.

QTY	MARK NUMBER	ÙY ØÕ	ÕÇ ÒP ÒW ÒÙ		ΣÇ ÒÕΣ
			YÇP#Ø	PÇP#Ø	T ÇWØÙ



HINGE LOCATIONS	* BACKSET *
HINGE TYPE	* STD WEIGHT
HINGE DETAILS:	HEAVY WEIGHT

STRIKE TYPE:	SILENCERS:
STRIKE DETAILS:	

NOTE: All frames include door closer reinforcement.
All welded frames include A4 standard base anchors.

OTHER DETAILS:

ANCHOR TYPE:
For a full description of all DCI anchor types, please refer to our [Technical Data Manual](#).
All stud anchors will be spaced for 5/8" wall board penetration unless otherwise noted

COMPANY NAME :	PO NUMBER :
JOB NAME :	PAGE OF

3-Sided Frame - Single

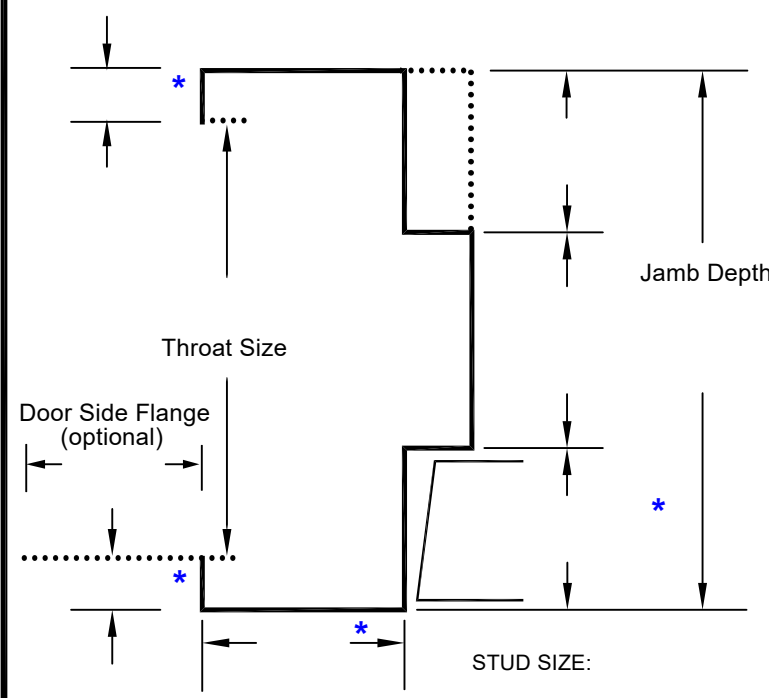
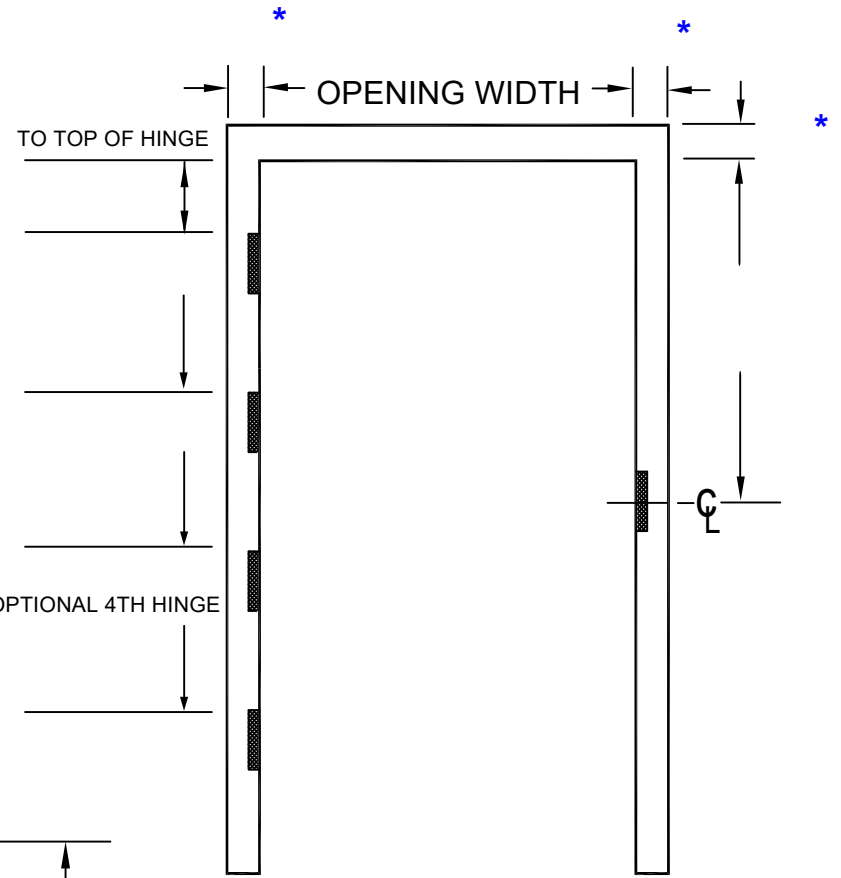
Material *

Construction *

Gauge *

All fields marked with an asterisk are prepopulated to DCI standards.

QTY	MARK NUMBER	ÙY ØÕ	ÔÇ ÒP ÒW ÒÙ		ÓÇÓÓÓ
			YØP#ØØ	PØP#ØØ	T ØWØÙ




HINGE LOCATIONS	* BACKSET *
HINGE TYPE	* STD WEIGHT
HINGE DETAILS:	HEAVY WEIGHT

STRIKE TYPE:	SILENCERS:
STRIKE DETAILS:	

NOTE: All frames include door closer reinforcement.
All welded frames include A4 standard base anchors.
OTHER DETAILS:

ANCHOR TYPE:
For a full description of all DCI anchor types, please refer to our [Technical Data Manual](#).
All stud anchors will be spaced for 5/8" wall board penetration unless otherwise noted

 www.dcihollowmetal.com	COMPANY NAME :	PO NUMBER :	PAGE	OF
	JOB NAME :			

3-Sided Frame - Single

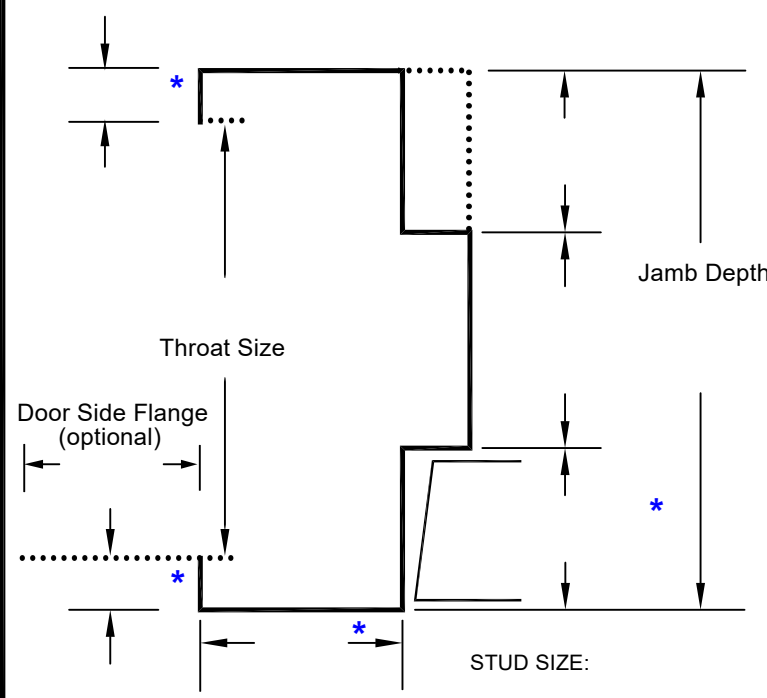
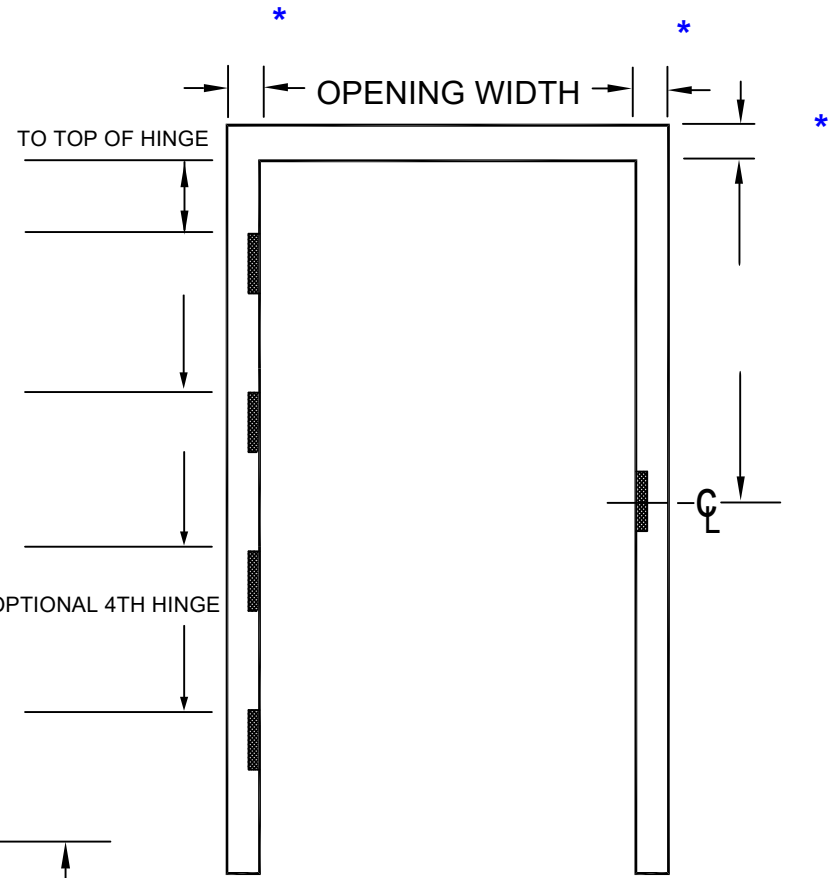
Material *

Construction *

Gauge *

All fields marked with an asterisk are prepopulated to DCI standards.

QTY	MARK NUMBER	Ø	Ø		T
			Y	P	



HINGE LOCATIONS * BACKSET *

HINGE TYPE * STD WEIGHT

HINGE DETAILS: HEAVY WEIGHT

STRIKE TYPE:

STRIKE DETAILS:

SILENCERS:

NOTE: All frames include door closer reinforcement.
All welded frames include A4 standard base anchors.

OTHER DETAILS:

ANCHOR TYPE:

For a full description of all DCI anchor types, please refer to our [Technical Data Manual](#).

All stud anchors will be spaced for 5/8" wall board penetration unless otherwise noted