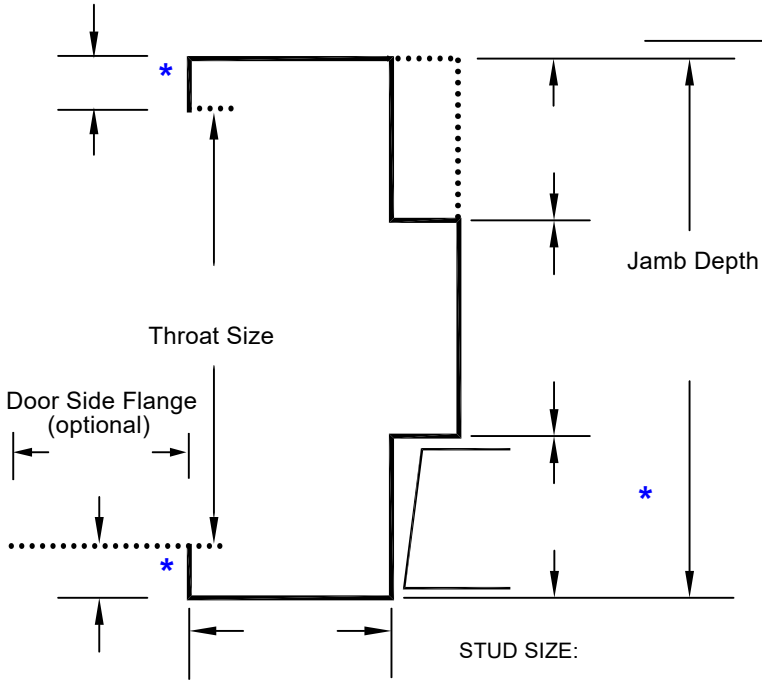
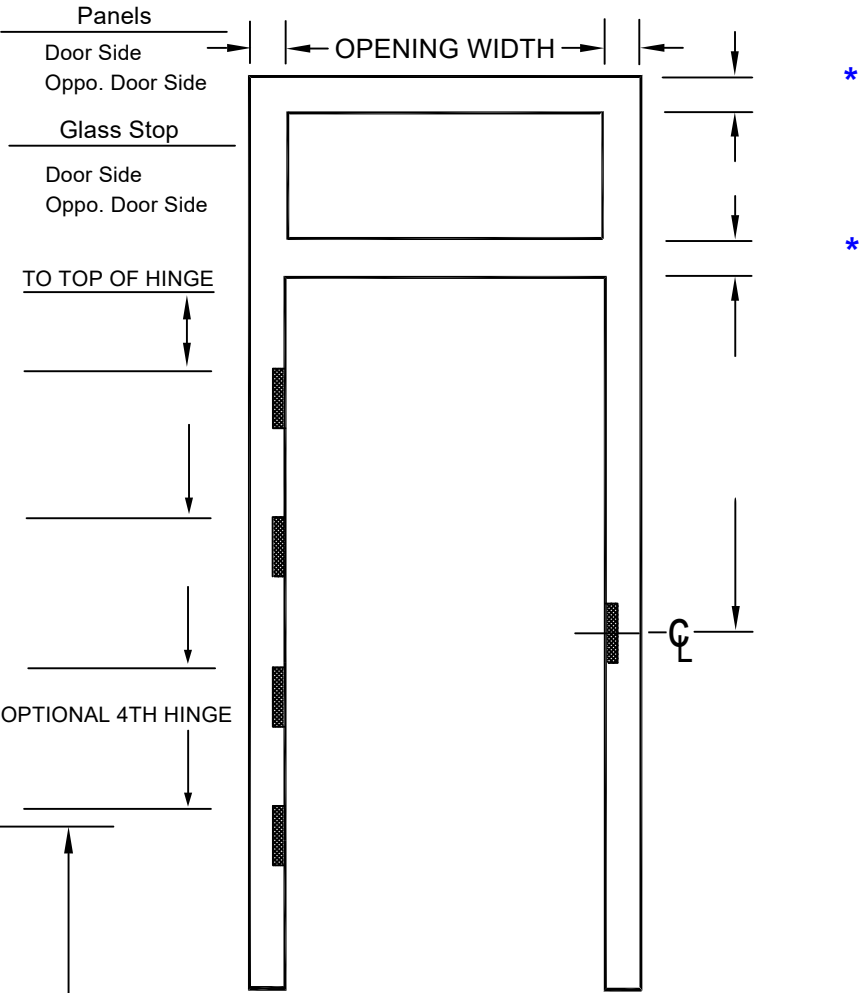


3-Sided Frame w/Transom

QTY	MARK NUMBER	ØY ØÕ	ØT ØP ØW ØU		ØC ØS
			Y ØP ØD	P ØP ØD	T ØW ØU

Material * Construction * Gauge *

All fields marked with an asterisk are prepopulated to DCI standards.



HINGE LOCATIONS		* BACKSET *
HINGE TYPE		* STD WEIGHT
HINGE DETAILS:		HEAVY WEIGHT
STRIKE TYPE:		SILENCERS:
STRIKE DETAILS:		

NOTE: All frames include door closer reinforcement.
 All welded frames include A4 standard base anchors.

OTHER DETAILS:

Any non-standard transom profile, supply additional detail

ANCHOR TYPE:
 For a full description of all DCI anchor types, please refer to our [Technical Data Manual](#).
 All stud anchors will be spaced for 5/8" wall board penetration unless otherwise noted



COMPANY NAME :		PO NUMBER :	
JOB NAME :		PAGE	OF

3-Sided Frame w/Transom

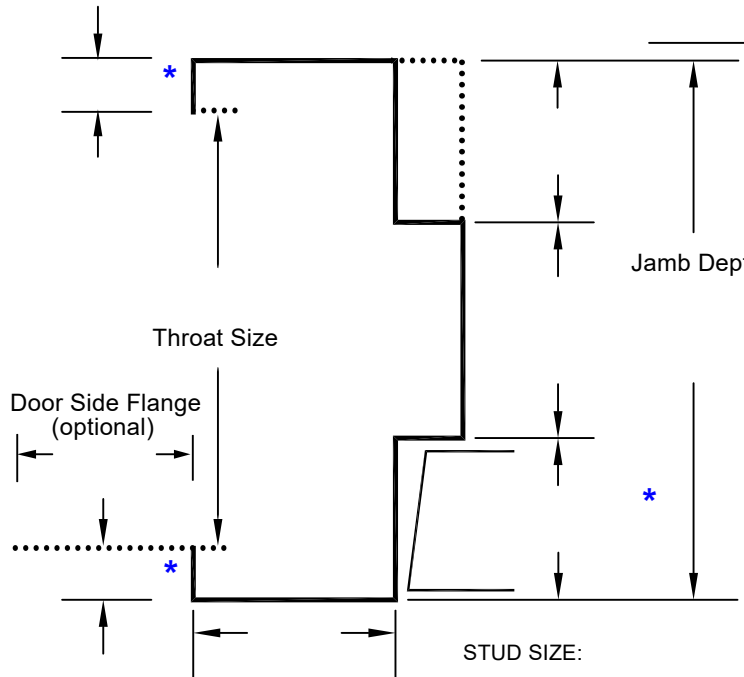
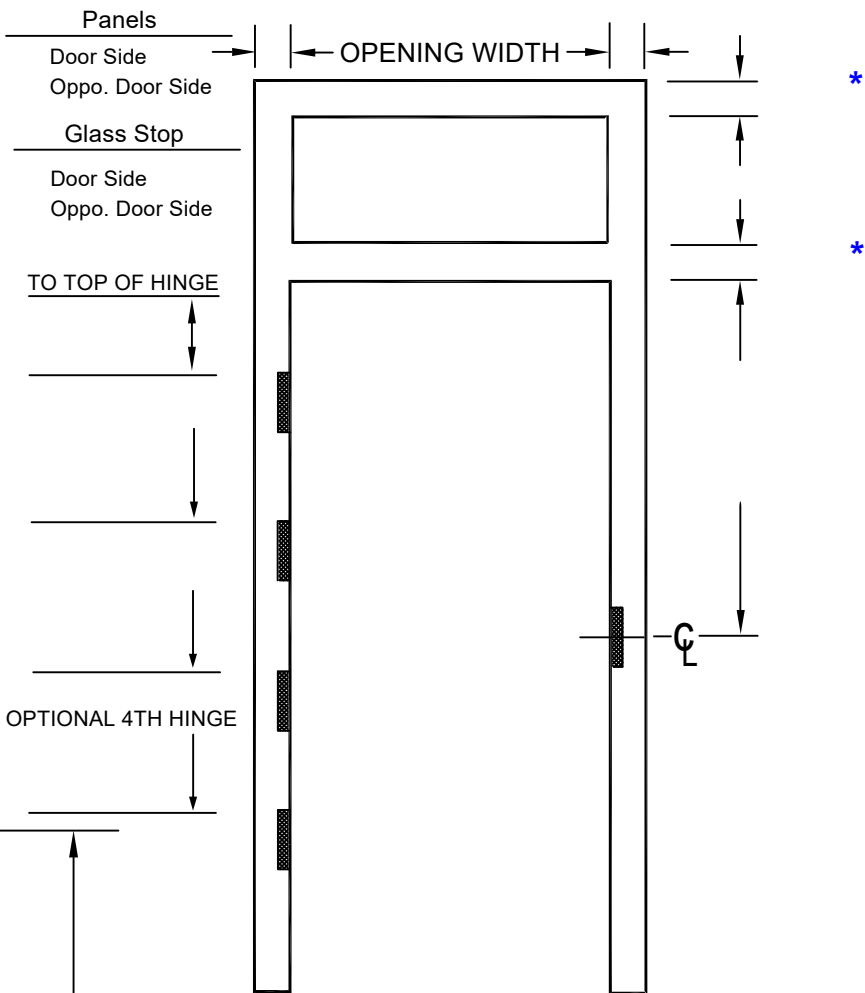
Material *

Construction *

Gauge *

All fields marked with an asterisk are prepopulated to DCI standards.

QTY	MARK NUMBER	ÛY ØÕ	ÔÇ ÔP ÕW ÒÙ		ÓÇ ÓÕ Ó
			YØP#ØD	PØP#ØD	T ØWÕÙ



HINGE LOCATIONS	* BACKSET *
HINGE TYPE	* STD WEIGHT
HINGE DETAILS:	HEAVY WEIGHT
STRIKE TYPE:	SILENCERS:
STRIKE DETAILS:	

NOTE: All frames include door closer reinforcement.
All welded frames include A4 standard base anchors.

OTHER DETAILS:

Any non-standard transom profile, supply additional detail

ANCHOR TYPE:
For a full description of all DCI anchor types, please refer to our [Technical Data Manual](#).
All stud anchors will be spaced for 5/8" wall board penetration unless otherwise noted



COMPANY NAME :	PO NUMBER :	PAGE	OF
JOB NAME :			