

### 3-Sided Frame w/Transom

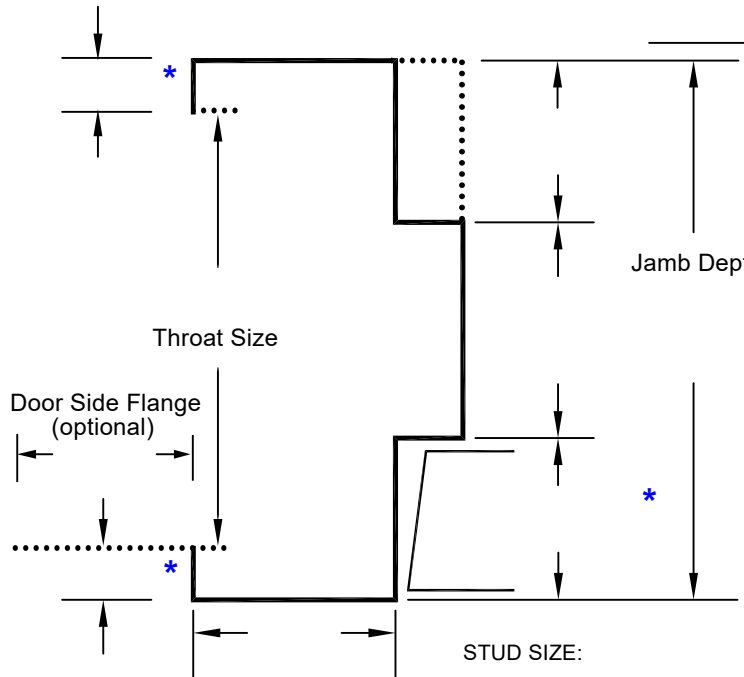
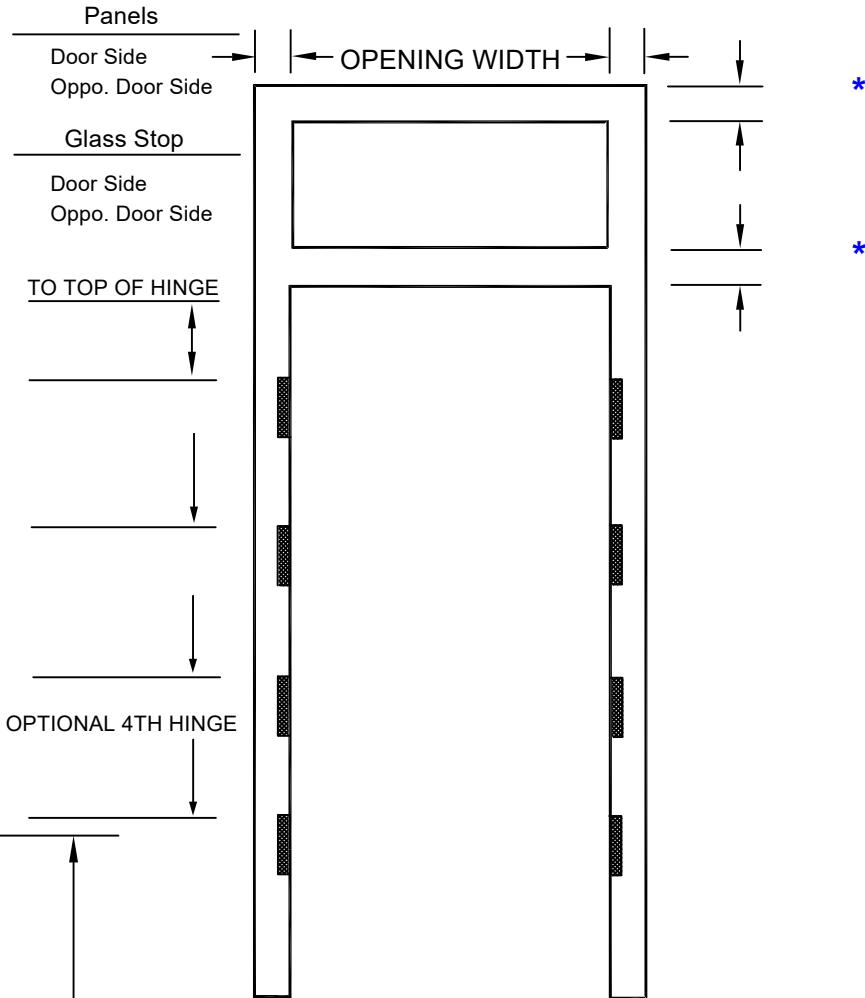
Material \*

Construction \*

Gauge \*

All fields marked with an asterisk are prepopulated to DCI standards.

QTY	MARK NUMBER	ØY ØO	ØT ØP ØW ØU		ØC ØOS
			Y ØP ØD	P ØP ØD	



HINGE LOCATIONS	* BACKSET *
HINGE TYPE	* STD WEIGHT
HINGE DETAILS:	HEAVY WEIGHT
STRIKE TYPE:	SILENCERS:
STRIKE DETAILS:	

**NOTE:** All frames include door closer reinforcement.  
All welded frames include A4 standard base anchors.

**OTHER DETAILS:**

Any non-standard transom profile, supply additional detail

**ANCHOR TYPE:**  
For a full description of all DCI anchor types, please refer to our [Technical Data Manual](#).  
All stud anchors will be spaced for 5/8" wall board penetration unless otherwise noted



COMPANY NAME :

PO NUMBER :

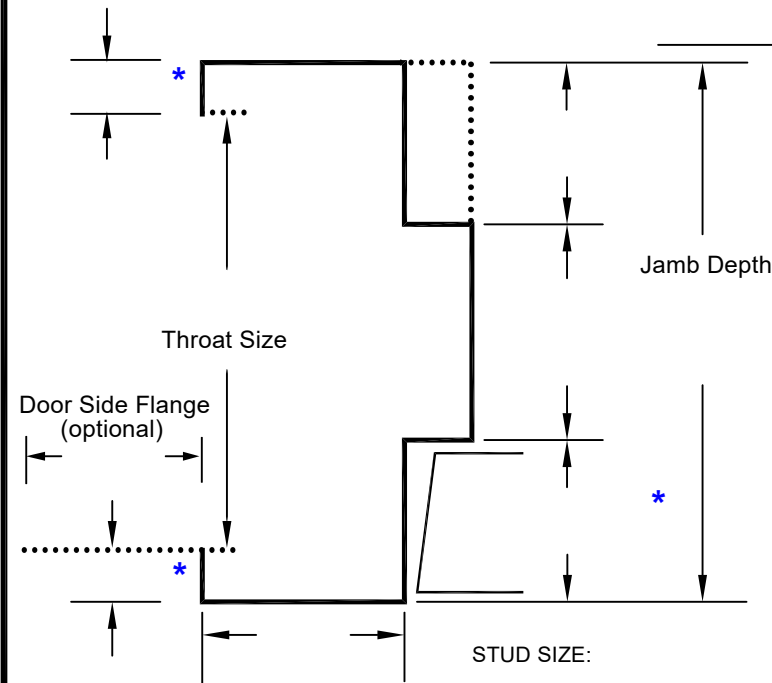
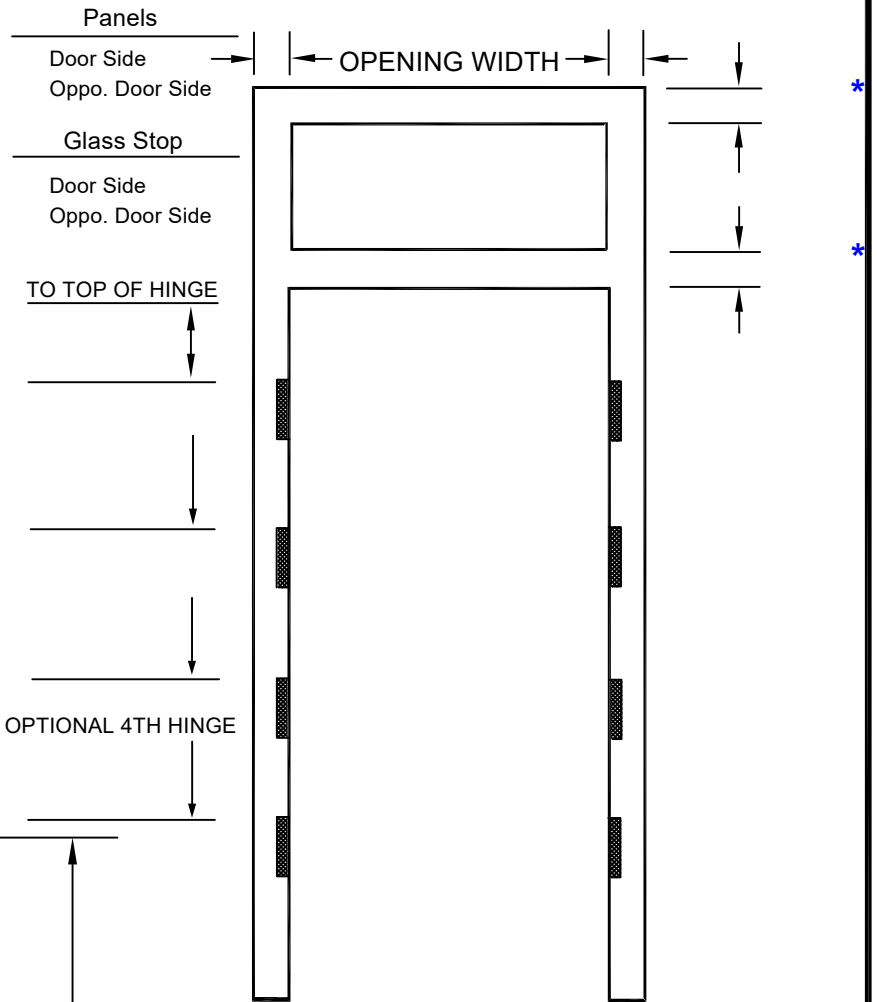
JOB NAME :

PAGE OF

3-Sided Frame w/Transom					
QTY	MARK NUMBER	ØY ØO	ØT ØP ØW ØU		ØD ØS
			YØP ØØD	PØP ØØD	

Material \* Construction \* Gauge \*

All fields marked with an asterisk are prepopulated to DCI standards.



HINGE LOCATIONS \* BACKSET \*

HINGE TYPE \* STD WEIGHT

HINGE DETAILS: HEAVY WEIGHT

STRIKE TYPE: SILENCERS:

STRIKE DETAILS:

**NOTE:** All frames include door closer reinforcement.  
All welded frames include A4 standard base anchors.

**OTHER DETAILS:**

Any non-standard transom profile, supply additional detail

ANCHOR TYPE:

For a full description of all DCI anchor types, please refer to our [Technical Data Manual](#).

All stud anchors will be spaced for 5/8" wall board penetration unless otherwise noted



COMPANY NAME :

PO NUMBER :

JOB NAME :

PAGE OF

# 3-Sided Frame w/Transom

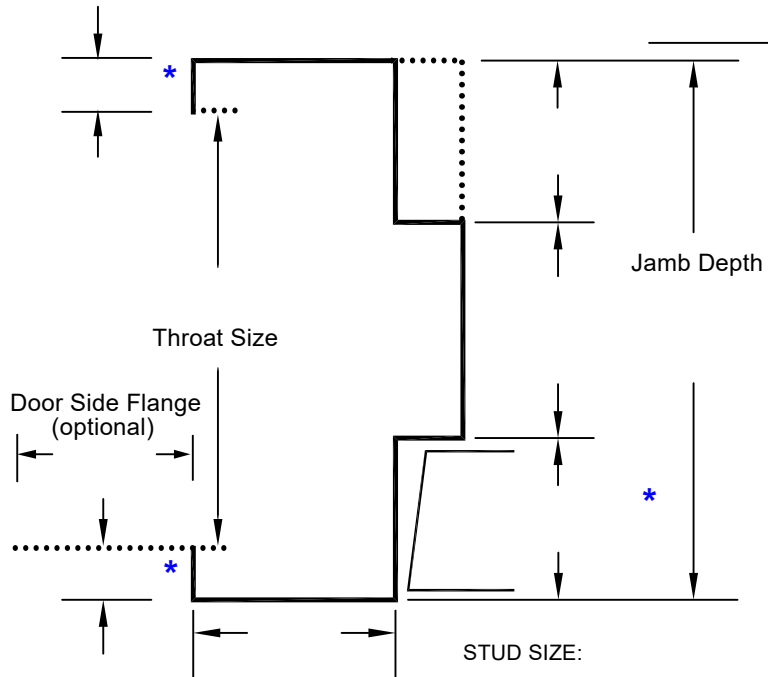
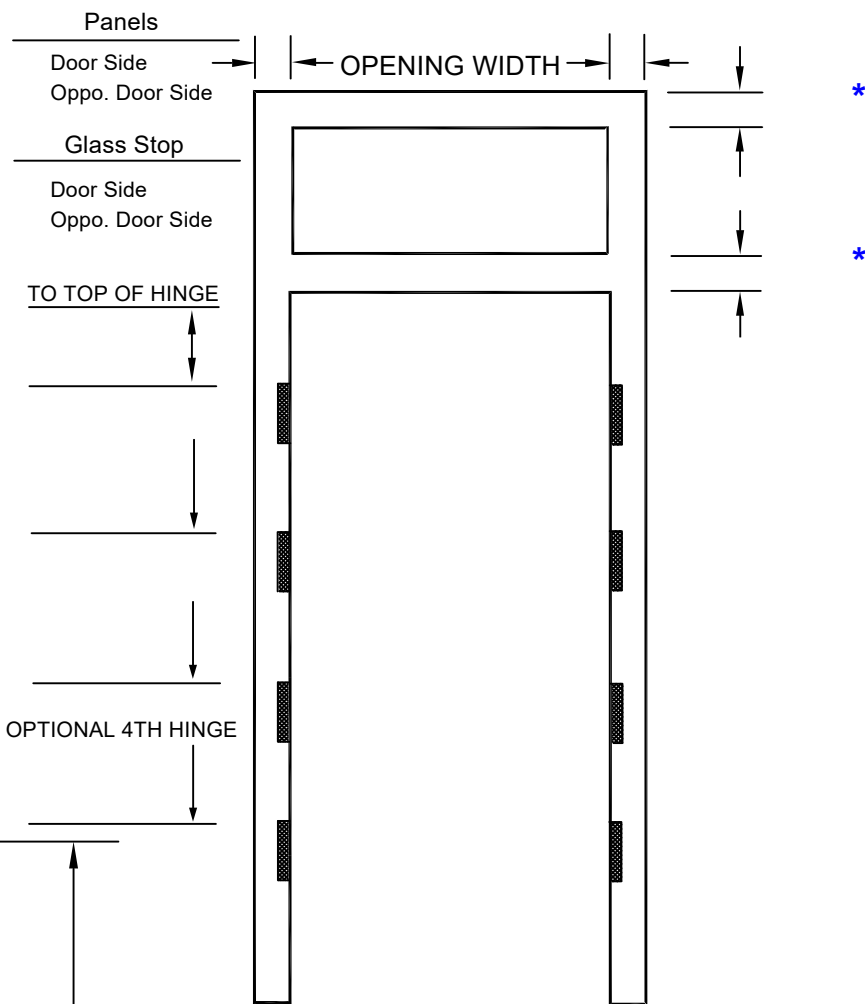
Material \*

Construction \*

Gauge \*

All fields marked with an asterisk are prepopulated to DCI standards.

QTY	MARK NUMBER	ØY ØØ	ØT ØP ØW ØU		ØØ ØØ
			Y ØP ØØ	P ØP ØØ	



HINGE LOCATIONS	* BACKSET *
HINGE TYPE	* STD WEIGHT
HINGE DETAILS:	HEAVY WEIGHT
STRIKE TYPE:	SILENCERS:
STRIKE DETAILS:	

**NOTE:** All frames include door closer reinforcement.  
 All welded frames include A4 standard base anchors.

**OTHER DETAILS:**

Any non-standard transom profile, supply additional detail

ANCHOR TYPE:  
 For a full description of all DCI anchor types, please refer to our [Technical Data Manual](#).  
 All stud anchors will be spaced for 5/8" wall board penetration unless otherwise noted



COMPANY NAME :	PO NUMBER :
JOB NAME :	PAGE OF