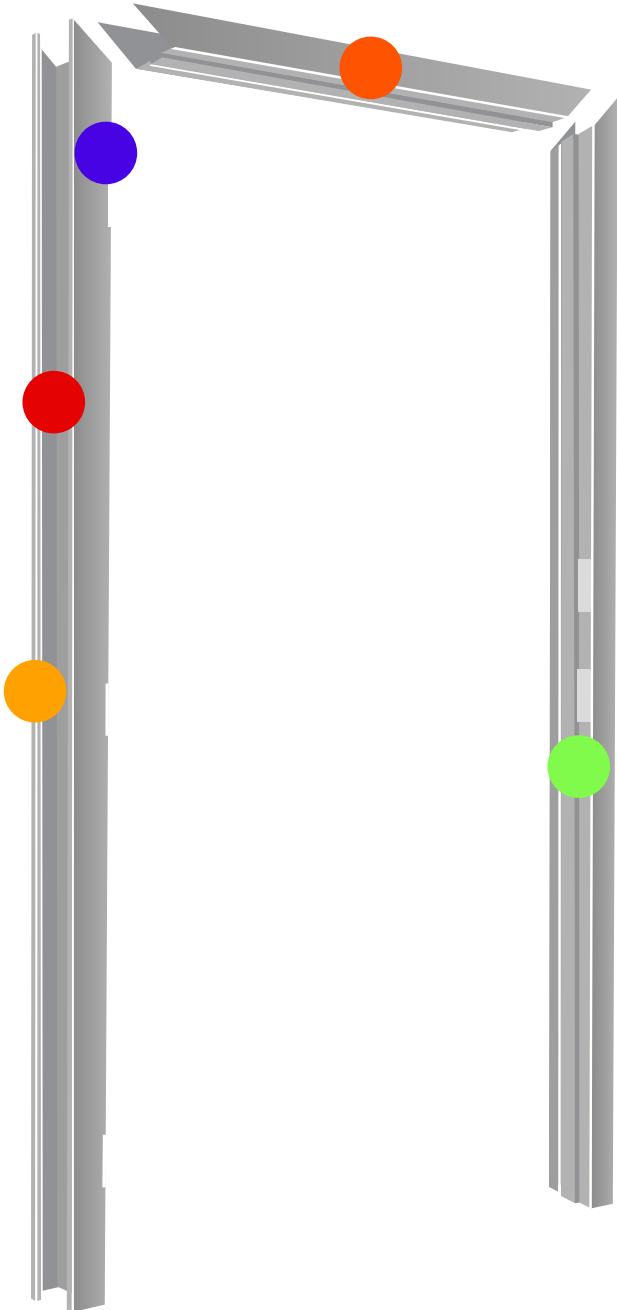





Custom KD Drywall Frames




Features

- 16-gauge A60 galvanized steel standard
- 7-gauge hinge reinforcements standard
- 12-gauge for closers standard
- Rust-inhibitive prime coat ANSI/SDI 250.10
-  Most manufacturers' hinge locations
-  Most manufacturers' strike prep location
-  KD Drywall Anchor
- Any width and height
- Any jamb depth


Material Options

- 14-gauge and 12-gauge steel
- Available in Stainless Steel

Feature Options

- Continuous weld
-  Up to 90 minute fire label
- Hospital stop

Hardware Reinforcements

-  Optional prep to accept all manufacturers' hardware requirements