




Lead Lined Doors (radiation shielding)






Features

- 1 3/4" standard; other thicknesses available
- Medical shielding uses
-  Any manufacturer's hinge locations
- 18-gauge galvanized steel standard
- 18-gauge top and bottom channels spot welded to face sheets
-  Continuously welded vertical edges (seamless) standard
- Rust inhibitive prime coat ANSI/SDI A250.10
- 99.9% pure lead meeting federal specifications QQ-L-201F Grade C and ASTM B749

Material Options

- 16-gauge and 14-gauge steel
- Stainless steel, available in 304 or 316 alloys

Feature Options

-  90 minute fire label (up to 4080 lead lined doors, no lites, no cut-outs)
-  Flush top cap
-  Any manufacturer's Deadlock prep, Panic prep, and Mortise sectional trim

Hardware Reinforcements

- 3/16" for hinges
- 12-gauge for locks standard
- 14-gauge for closers standard
- Heavier gauge reinforcements available