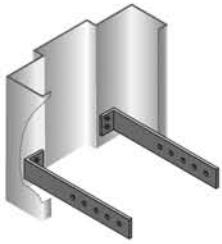
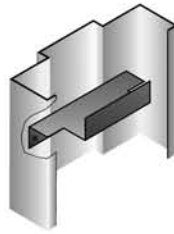


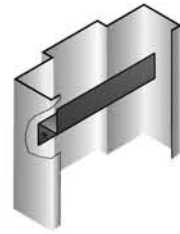
# Anchoring Systems



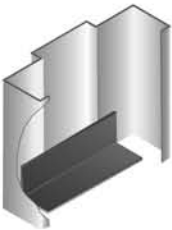
A1 STANDARD STRAP ANCHOR



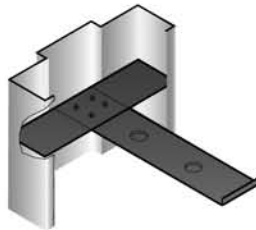
A2 FLUSH METAL STUD ANCHOR



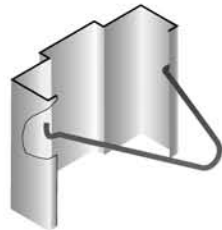
A3 RECESSED METAL STUD ANCHOR



A4 STANDARD BASE ANCHOR



A5 MASONRY STEEL ANCHOR



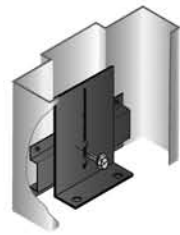
A6 ALTERNATE MASONRY STEEL ANCHOR



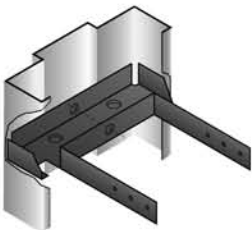
A7B PUNCH & DIMPLE  
"BUTTERFLY" ANCHOR



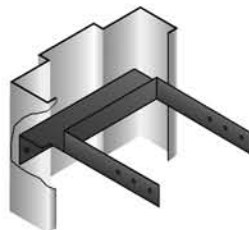
A7P PUNCH & DIMPLE  
ALTERNATE MASONRY ANCHOR



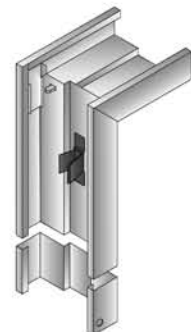
A8 ADJUSTABLE BASE ANCHOR 5/32



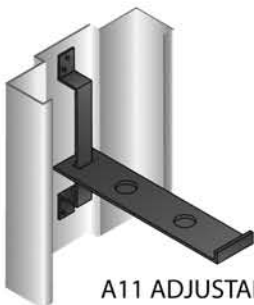
A9T TWISTED UNIVERSAL ANCHOR



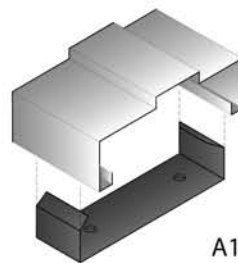
A9W WELDED UNIVERSAL ANCHOR



A10 KDDW COMPRESSION ANCHOR



A11 ADJUSTABLE MASONRY ANCHOR



A12 FLOOR ANCHOR ANCHOR